

# STAND DESIGN REGULATIONS

APS

## STAND DESIGN:

Except for « Easy, Identity, Presence et Village Expert », Stands, exhibitors or their decorator must submit to [w.decoplus@free.fr](mailto:w.decoplus@free.fr) the stand project through two quote view (on the floor, as well as an elevation view) before **6<sup>th</sup> of September 2019**.


### DECO PLUS

Tel :+330)9 67 78 93 85

***IMPORTANT: The operation team will check all stand installations and will have to dismantle all those that do not comply with the here below Exhibition regulations.***


## MAXIMUM HEIGHT LIMITS

By construction, stand structures and decoration items are to be understood.  
For exhibited materials/products over 5.00m high, please consult us for an agreement.

	<ul style="list-style-type: none"><li>- Maximum height from the ground for constructions: <b>5.00m</b></li><li>- Maximum height for signs: <b>5.00m</b></li><li>- Back wall/partition wall: <u>Minimum</u> height <b>2.40m</b> / <u>maximum</u> height <b>3.50m</b></li><li>- Maximum height for lighting trusses without any signage: <b>5.30m</b> (depending of the pavilion possibilities)</li></ul>
---	---

## CLEARANCE LIMITS

Stand structures must take into account the following clearance limits:

	<b><u>Clearance limit from aisles</u></b> <ul style="list-style-type: none"><li>• Up to 5.00m high: <b>no clearance limit</b></li></ul>
	<b><u>Clearance limit from separating partitions</u></b> <ul style="list-style-type: none"><li>• Constructions up to 3.50m high: <b>no clearance limit</b></li><li>• Constructions from 3.50m to 5.00m high: <b>clearance limit 1.00m</b></li><li>• Sign : <b>clearance limit 1.00m</b></li><li>• Lighting trusses: <b>clearance limit 1.00m</b></li></ul>

## SEPARATING PARTITIONS

Partitions overlooking neighbouring stands must be smooth, plain, painted white or grey, or covered in white or grey wall fabric, **without any sign of any kind** or wooden braces for assembling partitions.

## LIGHTING TRUSS

Lighting trusses (**without signage**) must respect the limited height of **5.30m**. They are permitted when independently hung over the stand structure **with 1m clearance relative to neighbour stands**, but none from aisles.

The set-up of a velum is possible once percentage of coverage is approved by our safety manager. Besides, the stand area must be less than 299sqm and the velum material must be mesh net fabric.

## STANDS OPENING ONTO AISLES

**Stand sides opening onto an aisle must have a minimal opening of 50%.**

Is considered as “closing”, any item or plain partition (ex: podium, low partitions) that would keep someone out from access, as well as transparent or translucent partitions (ex: glazed partitions, glazed doors/windows). On the opposite, **is considered as “opening” any physical unit allowing access**. Decorations and installations must be designed in order to allow a full access to aisles and to avoid visibility troubles for neighbouring stands as well as allowing a maximum amount of visibility of the show through the stands.

Only half-height partitions can be accepted (maximum height: 1.30m).

For any admissible claim of a neighbour exhibitor, the Organiser reserves its right to ask for the required changes.

# STAND DESIGN REGULATIONS



## **RE-USED STANDS**

Re-used stands are subjects to the **APG** Stand Design Regulations in the same way as newly built stands. They must conform to the prescribed clearance and height limits, and be approved by the organiser.

## **STAND BOUNDARIES**

No decorative items, furniture, signage, floor covering or light fittings must outstrip the boundaries of the stand.

## **SIGNS / STRUCTURE**

A sign is an openwork superstructure featuring the exhibitor's illuminated name or logo. Signs must be suspended thanks to a hatch or riggings, or attached to the stand framework with a light frame.

**The sign structure may not exceed a height of 5.00m from the ground and must be respect at least a clearance limit of 1.00m back from the edges of the neighbour stand.**

## **RIGGINS – SIGNS IMPORTANT!**

The hanging from the exhibition's center's floor, ceiling or any part of the structure can only be carried out by Viparis approved personnel: [www.viparis.com/epex](http://www.viparis.com/epex). **You must send a quote request to Viparis 30 days before the show at the latest**, detailing the weight and, nature of the load for each sling.

### **IMPORTANT :**

The Paris Departmental Safety Council has recently made new decisions concerning the control of suspended structures (all elements using slings). The Paris Expo Porte de Versailles safety provisions have hence been amended accordingly.

***It is now compulsory to have such structures tested and certified by an approved expert before lifting the slings with a view to obtaining à certificate confirming the stability of such installations.***

**Such a document will be required by the Head of Security and Safety before the show opening.** Reed Expositions France has referenced ANCO company for that purpose but you may contact other companies at your best convenience. However we recommend ANCO whose staff will be present on the show site during the build-up period. ANCO company is at your disposal for advice and quotations.

**Please contact ANCO :**

**Mr Frédéric JOUCREAU Mail : [frederic@anco75.fr](mailto:frederic@anco75.fr)**

## **TETHERED BALLOONS**

Balloon signs inflated with a gas lighter than air must not exceed the prescribed height and clearance limits.

Authorised gas: air and helium.

Tethers must be maintained at a constant height (maximum 5.00m). Failure to comply with this requirement will give the Organiser the right to remove them.

**The balloon must be settled into the stand boundaries and must be set at least at 0.50m back from the aisles and 1.00m back from the edges of the neighbour stand.**

Once the balloon is inflated with helium, no helium storage bottles (empty or full) will be authorised in the hall. It is also forbidden to put pressure during the presence of the public in the hall.

If the balloon is lit, the envelope must have a C reaction to fire.

## **SOUND SYSTEMS, ADVERTISING AND ILLUMINATED SIGNS**

Any advertising using lighting or sound must be submitted for approval to the Operation team, who can withdraw this permission in case the event would cause nuisances to neighbouring exhibitors or an obstruction to the appearance of the exhibition.

Flashing signs and similar are not permitted. Illuminated signs are permitted but they must not be intermittent or of a flashing nature. We remind you that marketing campaigns or sales promotions are strictly forbidden outside the boundaries of your stand.

The noise level coming from the stand must not exceed 70dB at the stand boundary. The Organizers reserve the right to determine the acceptable sound level in the event of complaints from other Exhibitors.

## **Deterioration, Cleaning of the Pavilion**

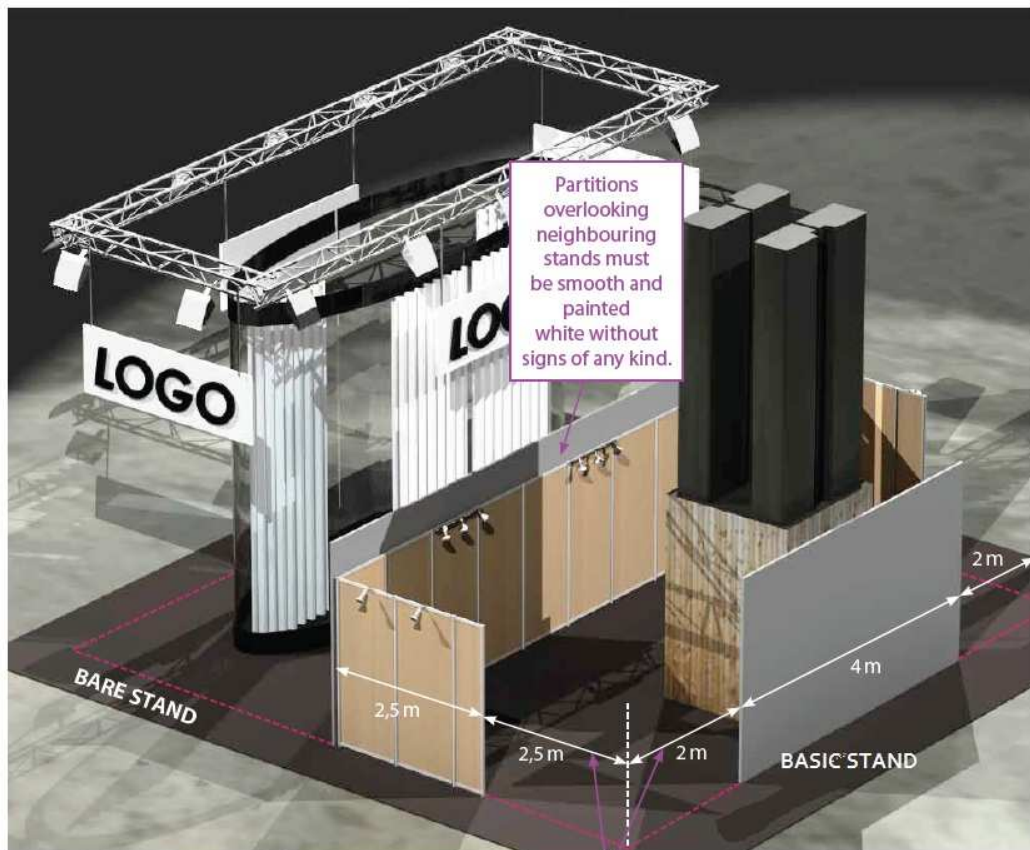
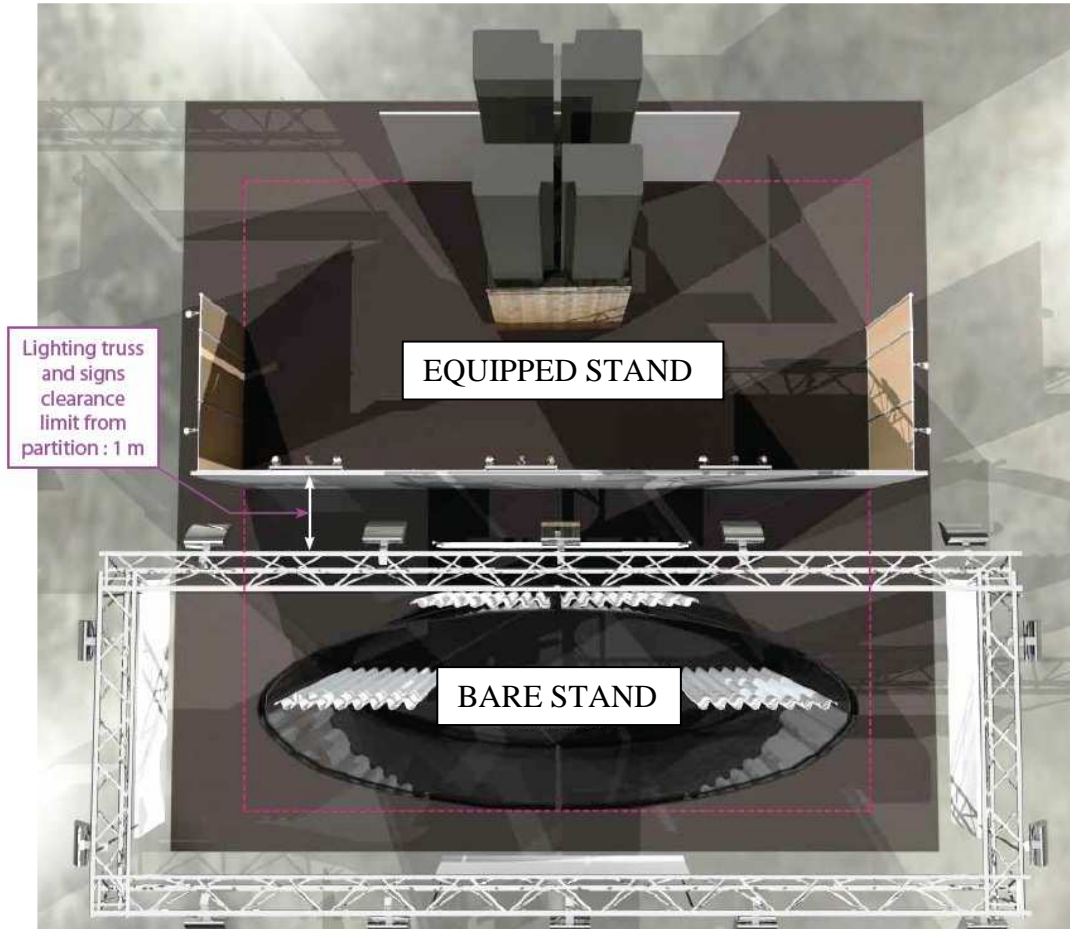
Any deterioration (fixing, screwing, drilling, painting and marking, etc.) is strictly prohibited.

**Your stand must be left in to its original condition.** Any refuse (carpet, adhesives, etc) must be removed.

Damages when the stand is taken down will be invoiced to the exhibitor responsible. The cleaning company **OMN** is at your disposal to undertake any removal (skip hire).

**Important: It is absolutely forbidden to drill into the paving of the pavilion.**

# ILLUSTRATIONS OF THE DESIGN REGULATIONS



Non-binding illustration

50% minimum